



## Summary Feedback

### ST1 – ST4 Teaching Programme 2025

#### **FRCR 2B Practice Viva (Session 118)**

#### **THE POT POURRI OF FRCR VIVA CASES**

#### **Top Tips, Differentials, "A to ZEE" & More! (Part 21)**

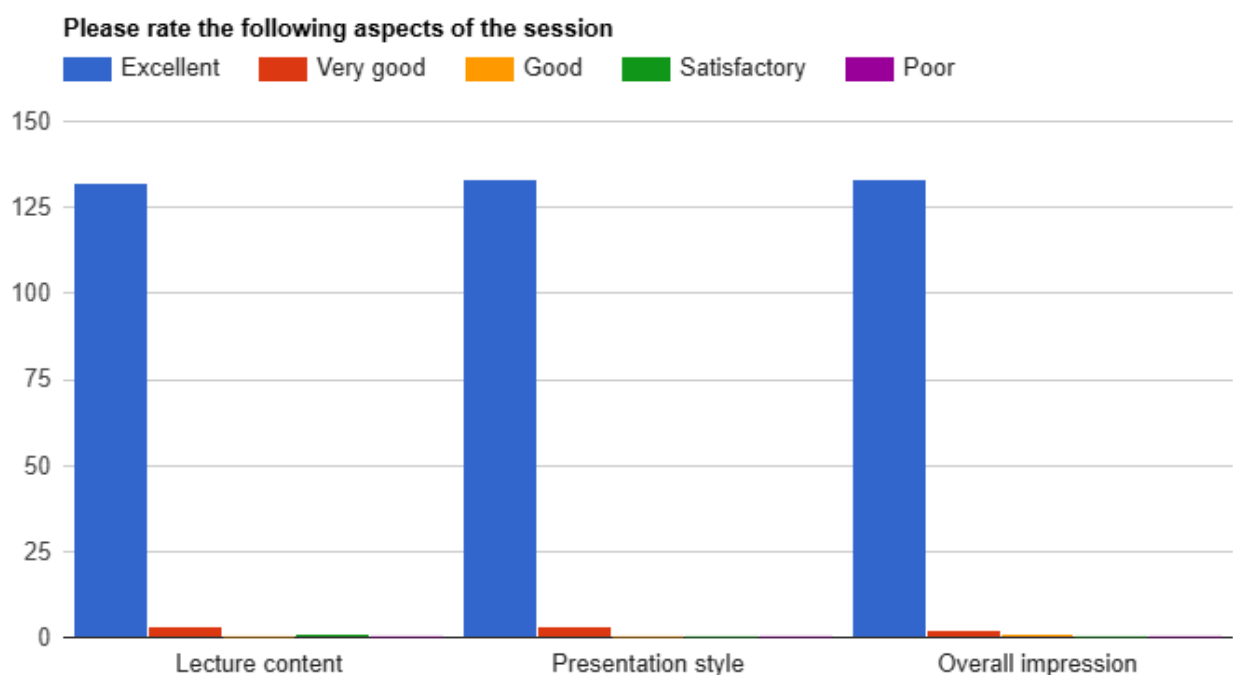
**(11<sup>th</sup> September 2025)**

**Delivered By:**

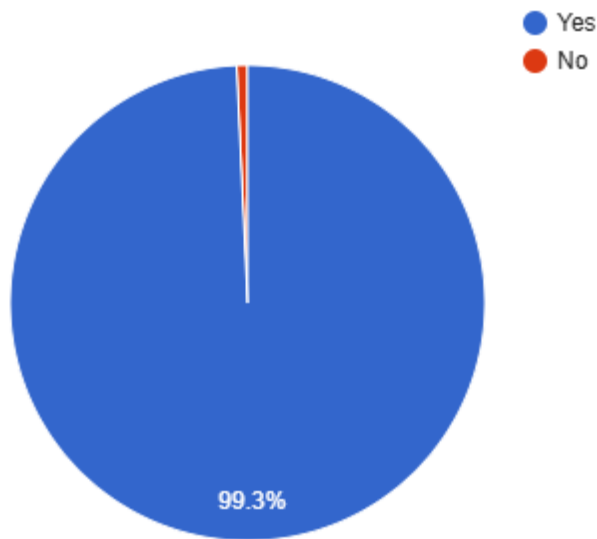
**(Sami Khan)**

#### Summary Points:

- ST1-ST4 teaching programme 2025 – FRCR 2B Practice Viva Session 118: 2.5 hours teaching time
- Total Attendees: 353 from 38 Countries (Algeria, Australia, Bahrain, Bangladesh, Canada, Dominica, Egypt, Ethiopia, Ghana, India, Indonesia, Iran, Iraq, Ireland, Jordan, Kenya, Kuwait, Libya, Malaysia, Maldives, Namibia, Nepal, Nigeria, Oman, Pakistan, Palestine, Qatar, Saudi Arabia, South Africa, Sri Lanka, Sudan, Thailand, Türkiye, UAE, Uganda, UK, Yemen, Zimbabwe).
- Total feedback received from 136 participants



Did you find it useful  
136 responses



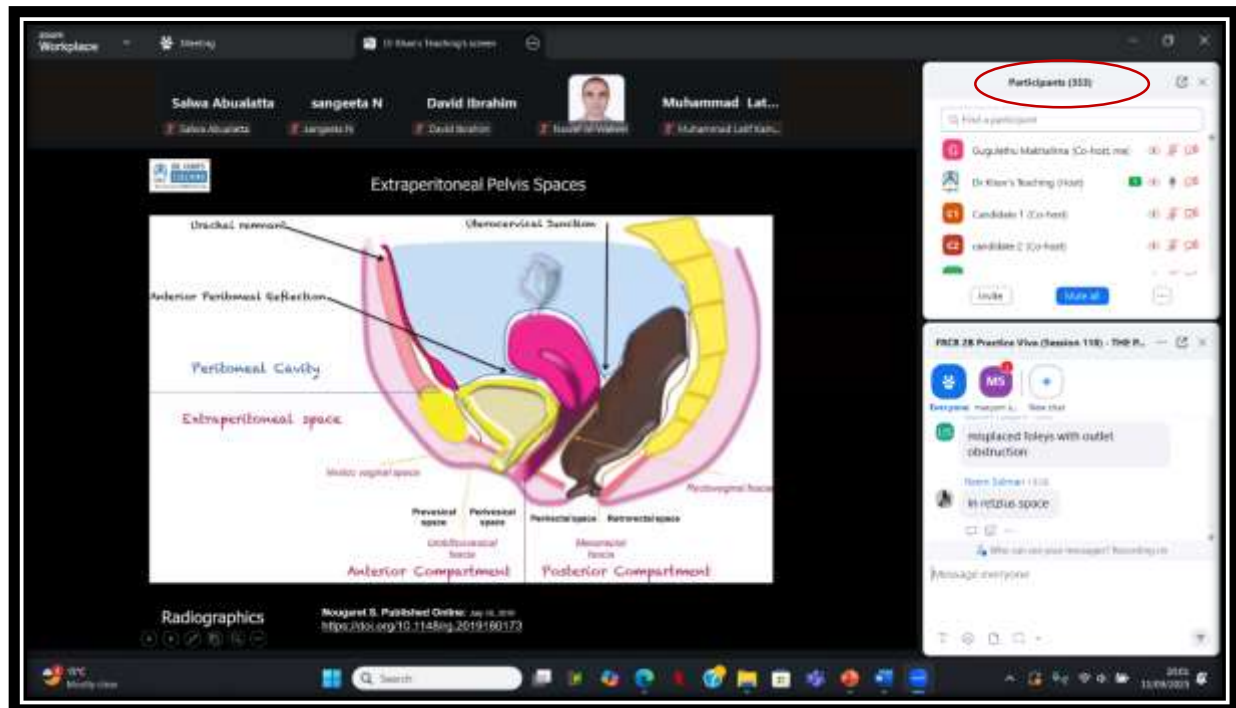
### Testimonials

- A fantastic variety of interesting and some challenging cases. This has helped me not only in improving my knowledge and approach for the exams, but also for my day to day practice. I'm very grateful for another amazing session (UK).
- Wonderful session with all the precious teaching methods used. From anatomical review, similar cases and live scrolling DICOM cases made teaching particularly very impactful and easy to memories (Algeria).
- Excellent viva session with amazing explanation and linking findings to get to diagnosis of diverse complex cases. Always appreciate the patience & effort of Dr. Khan. Thank you so much (India).
- Dr Khan's teaching has helped immensely in preparing for FRCR 2b exam. Dr Khan's commitment and dedication are truly commendable and his teaching style makes it very easy to understand and is also motivating. Heartfelt thank you Dr Khan (Pakistan).
- Dr Khan's teaching are unmatched sheer excellence (Saudi Arabia).
- A useful mix of cases covering neuroradiology, head & neck as well as body radiology. Very useful lecture having a positive impact on my daily radiological practice (UK).
- Amazing teaching style by Dr Khan, love his way of teaching! (Malaysia).
- Every aspect of the lecture was useful especially the patient teaching style (Nigeria).
- Every aspect Dr Sami says is important (India).
- It's as always more than perfect (Egypt).
- Excellent study platform (UK).
- I really like attending DKT lectures as these make me a confident radiologist. And a confident radiologist is a happy radiologist :) (UK).
- Absolutely wonderful (India).
- Very educative session as always. Thank you sir (Nigeria).
- Awesome forum for Radiology learning (Pakistan).

- Amazing teaching style by Dr Khan, love his way of teaching! (Malaysia).
- Everything is so useful, Dr. Khan sir is awesome. I am from Bangladesh. A great fan of sir. May Allah bless him (Bangladesh).
- Best anatomy and how to follow anatomy and pathology were useful (Saudi Arabia).
- The images and teaching was useful (Bahrain).
- The anatomy, pathological and radiological correlation was most useful (Kuwait).
- Excellent cases of FRCR 2b (UK).
- Excellent cases and explanation by Dr Khan. Thank you very much (UK).
- A very nice session as always (UAE).
- All-time great (Bangladesh).
- Excellent teaching session as always (Nigeria).
- Nice Cases (UAE).
- The cases with their detailed description afterwards were useful (UK).
- Presentation style was most useful (UK).
- The examiner's approach to the cases is excellent (Saudi Arabia).
- The cases are very beneficial (UK).
- Good cases and DD were useful (Nepal).
- Excellent session as always (UK).
- Teaching in an interesting way with DD was useful (UK).
- Good cases and teaching (UK).
- Very interesting cases (Pakistan).
- Interesting cases! (UK).
- All the aspects of lecture were useful (UK).
- It's all useful (UAE).
- Amazing cases (Iraq).
- Simulation of exam was most useful (India).
- The cases very interesting (UAE).
- Excellent exam cases and teaching points (Pakistan).
- The cases and anatomy explanation were useful (UK).
- Excellent, Excellent, Excellent cases and teaching (Pakistan).
- Viva cases were useful (Yemen).
- Good cases (Maldives).
- It was perfect (UAE).
- Excellent cases and teaching (Pakistan).
- Good cases (UK).
- Very good teaching (UK).
- All of it was very useful & highly valuable (Egypt).
- Everything was the best (Pakistan).
- New interesting rare cases were useful (Zimbabwe).
- Explaining everything with help of anatomy was most useful (UK).
- The important cases discussion was useful (Pakistan).
- All of the session is useful, as always (Pakistan).
- Explanation by the moderator was most useful (UK).
- Teaching after every case was useful (Egypt).
- Excellent exam cases and feedback and teaching by Dr Khan (Pakistan).
- Nice teaching case (Saudi Arabia).
- Interesting cases with lots of teaching points (Ethiopia).

FRCR 2B Practice Viva (Session 118) - THE POT POURRI OF FRCR VIVA CASES - Top Tips, Differentials, "A to ZEE" & More! (Part 21)

- Excellent teaching session (Saudi Arabia).
- Dr Khan and his tips were most useful (Pakistan).
- Case based practice was useful (UK).
- Interesting cases (Sri Lanka).
- Good cases and excellent discussion (UK).
- Selection of cases with good explanation was useful (UK).
- Wonderful session (Pakistan).
- Informative cases with amazing description (Palestine).
- Brilliant session (Iraq).
- Awesome as usual (UAE).
- High yield teaching (Saudi Arabia).
- Very grateful sir, thank you so much (Egypt).
- Brilliant, thanks (UAE).
- Much informative lecture (Pakistan).



=====XX=====XX=====